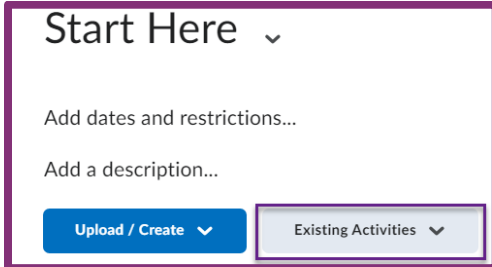


# Create Mediasite Quiz Links in Brightspace & Edit Quiz Points

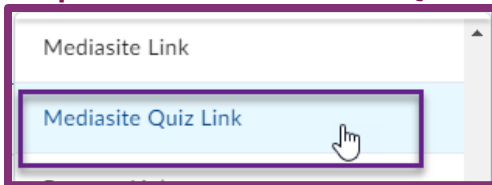
Mediasite quizzes give you the ability to add quiz questions within videos. With the updated version of Mediasite in Brightspace, Mediasite quiz grades will synch to the Brightspace Grade Book.

## How to add Mediasite Quiz Links in Brightspace ([Watch Video Tutorial](#))

**Step 1: In the course and module you desire, select Existing Activities.**

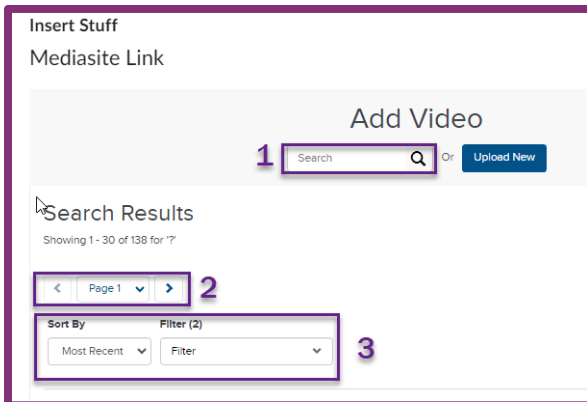


**Step 2: Select Mediasite Quiz Link.**




**Step 3: Locate the desired Mediasite Video. You have four options:**

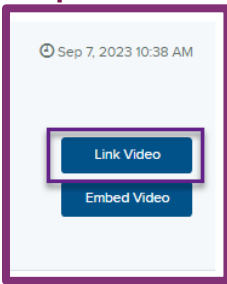
1. Type a search term and select the magnifying glass.
2. Page through your Mediasite videos.
3. Sort or Filter your Mediasite videos.
4. Scroll through your Mediasite videos. (not pictured)



If you scroll through your Mediasite videos, you can see which videos have quizzes.



## Step 4: Select Link Video for the desired video to complete the process.

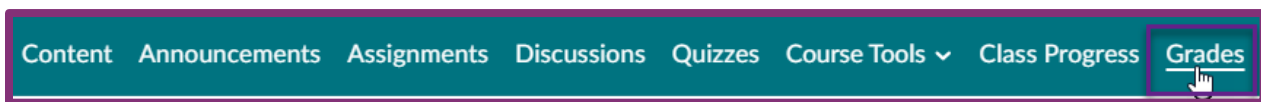


Brightspace creates a Grade Book column for the quiz and assigns 100 points.

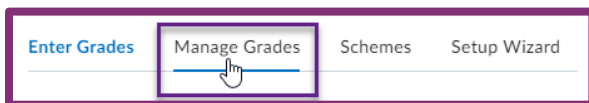


## Step 5: Edit the points for the Mediasite quiz.

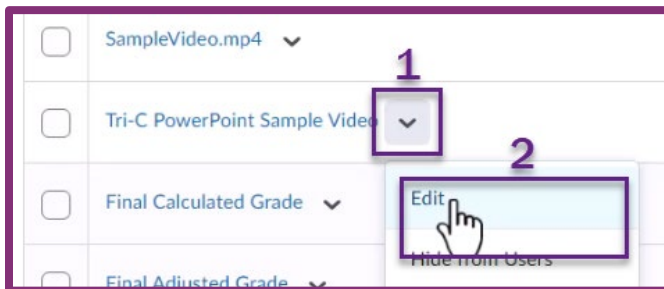
1. Select Grades on the Navigation Bar.



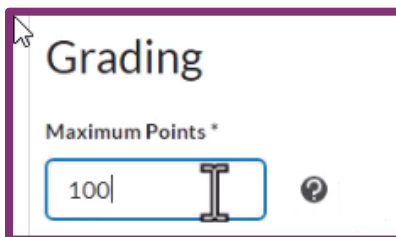
2. Select Manage Grades.



3. Select the drop-down arrow for the quiz (1) and choose Edit (2).



4. Scroll down and change the Maximum Points to the desired amount.



5. Select Save and Close to complete the process.

