

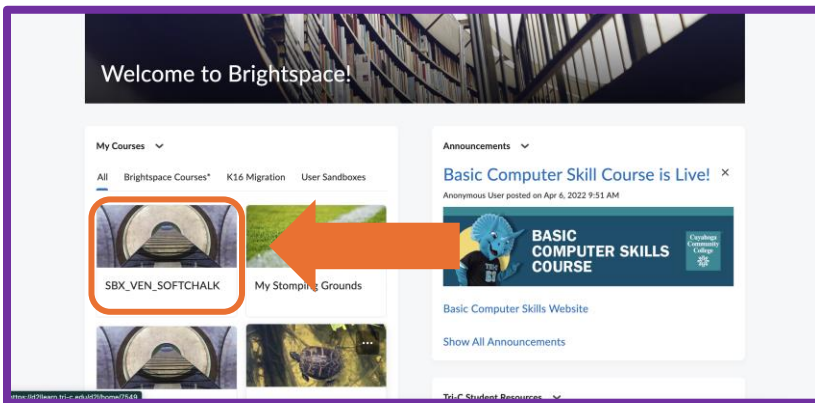
# How to Link Softchalk Lessons in Brightspace

SoftChalk is a content authoring tool designed for educators to create interactive and engaging e-learning materials. It allows users to easily develop lessons, quizzes, and activities that can be integrated into various learning management systems (LMS) or used as standalone content. The software supports multimedia elements, such as videos, images, and audio, and offers a variety of interactive features like drag-and-drop activities, self-assessment quizzes, and pop-up text annotations. SoftChalk aims to enhance the learning experience by making educational content more dynamic and interactive, thus promoting better student engagement and understanding.

Resources for creating a Softchalk Lesson can be found at [Tri-C's Softchalk resource](#) page. Once a Softchalk lesson has been created, follow the steps below to add it to Brightspace.

---

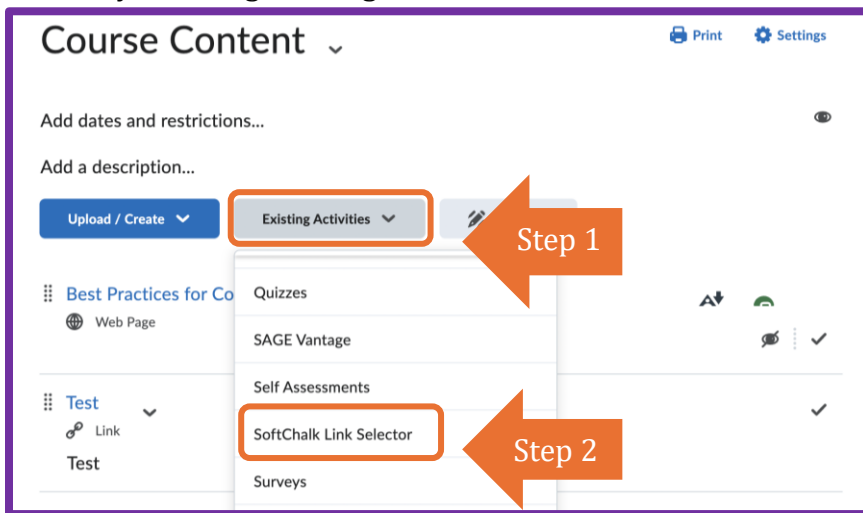
1. Open the Brightspace Course Site where the Softchalk Lesson will reside.



2. Navigate to the content area where the Softchalk Lesson will go by selecting Content in the top Navigation bar and then the module.



3. Once you are on the content page where Softchalk Lesson will go, you can insert the lesson by selecting Existing Activities then Softchalk Link Selector.



4. If prompted, Log into your Softchalk Account using your S Number and Tri-C Password

**Account Login**

This is a private repository, so you must have a login for Tri-C to access this site.  
Use your Tri-C Employee number (your "S" number) and password to log in.  
If you need any assistance with your username and password, please contact your Tri-C Help Desk.

Username or email address

Password

Login

5. Find your existing lesson in the Softchalk Library, select the LTI Link radio button in

**Add Activity**

SoftChalk  
CLOUD

Welcome, S01320031(tri-c)

LTI Link **Step 2**

Hyperlink

Preview **Select** **Step 3**

**Lessons** **Step 1**

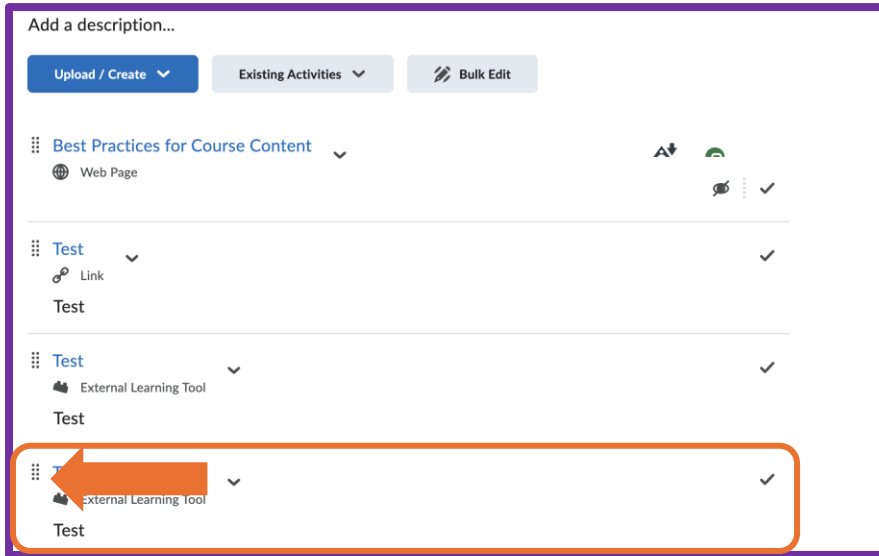
Learning Objects

Files

Cancel



6. Move your Softchalk Activity Content Item into place on the Content Page.



For a video tutorial, visit [Link a Lesson in Brightspace](#).

For further instructions, visit [Softchalk's Page for Brightspace](#).

*If you have further questions, please contact the [Tri-C Help Desk](#).*

