

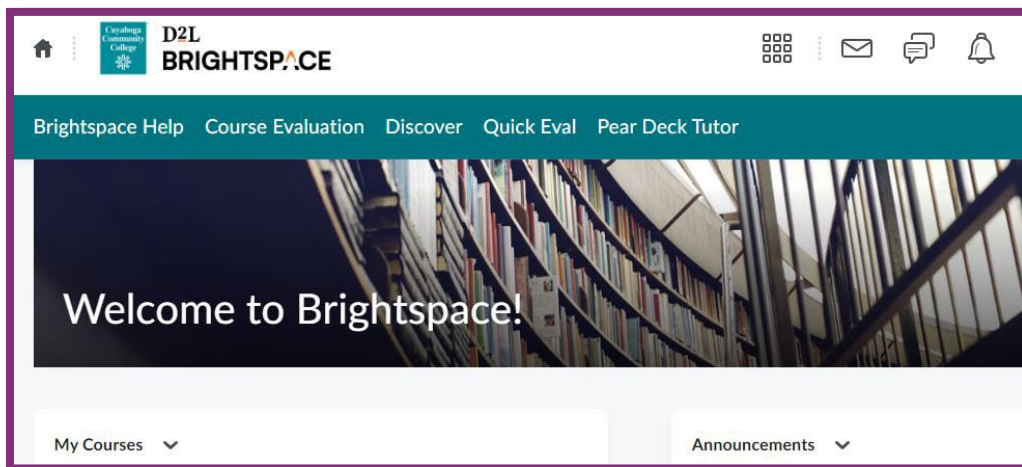
Explorance Blue – How To Guide

Analyze Your Results

Explorance Blue allows faculty to analyze their survey results in a number of different views.

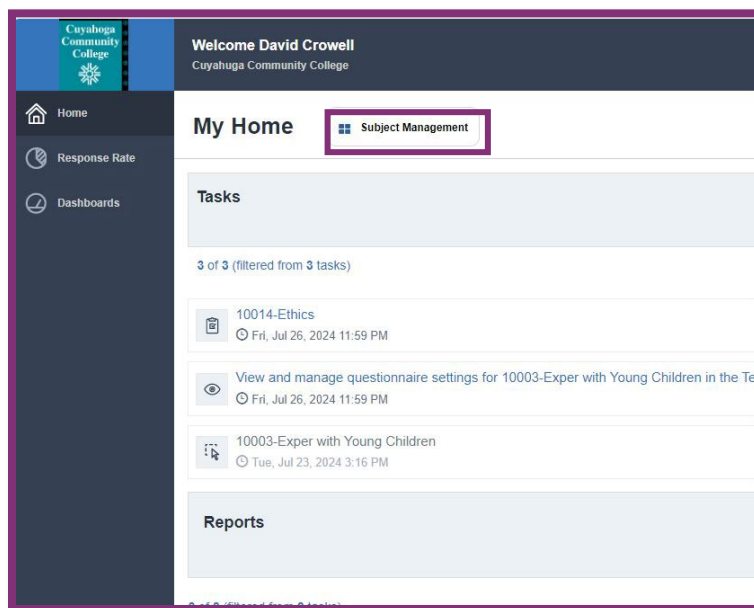
Accessing Explorance Blue through Brightspace

Select Course Evaluation from the Tri-C Brightspace Homepage.



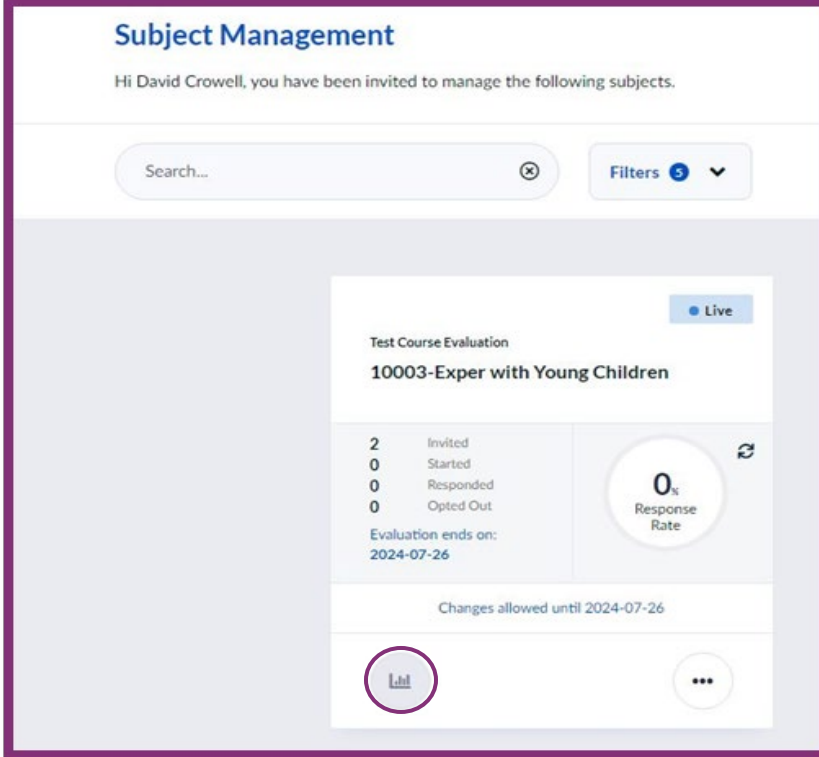
Access Subject Management through Explorance Blue homepage

Select Subject Management from your Explorance Blue homepage and select your chosen course.



View Reports from the Course Management page

To view reports, select the bar graph icon.



Subject Management

Hi David Crowell, you have been invited to manage the following subjects.

Search... Filters 5

Test Course Evaluation Live

10003-Exper with Young Children

2	Invited
0	Started
0	Responded
0	Opted Out

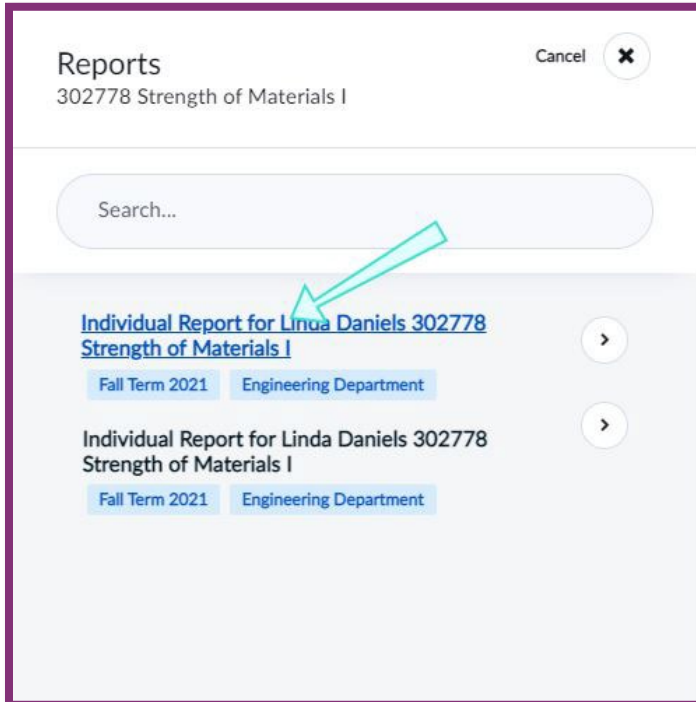
Evaluation ends on: 2024-07-26

0% Response Rate

Changes allowed until 2024-07-26

Bar Graph Icon

Select the Report you want to view



Reports Cancel

302778 Strength of Materials I

Search...

Individual Report for Linda Daniels 302778 Strength of Materials I

Fall Term 2021 Engineering Department

Individual Report for Linda Daniels 302778 Strength of Materials I

Fall Term 2021 Engineering Department

Type of Reports

Explorance Blue can several report types

Individual – Tailored for evaluating an individual question, each stakeholder within an organization can receive their own custom report containing only response data relative to them.

Rollover- Aggregates all feedback data together providing a summary of the available responses.

Group by- Similar to a rollover except that data will be aggregated according to various predefined groups within an organization.

Export: An analysis of data contained in a CSV file.