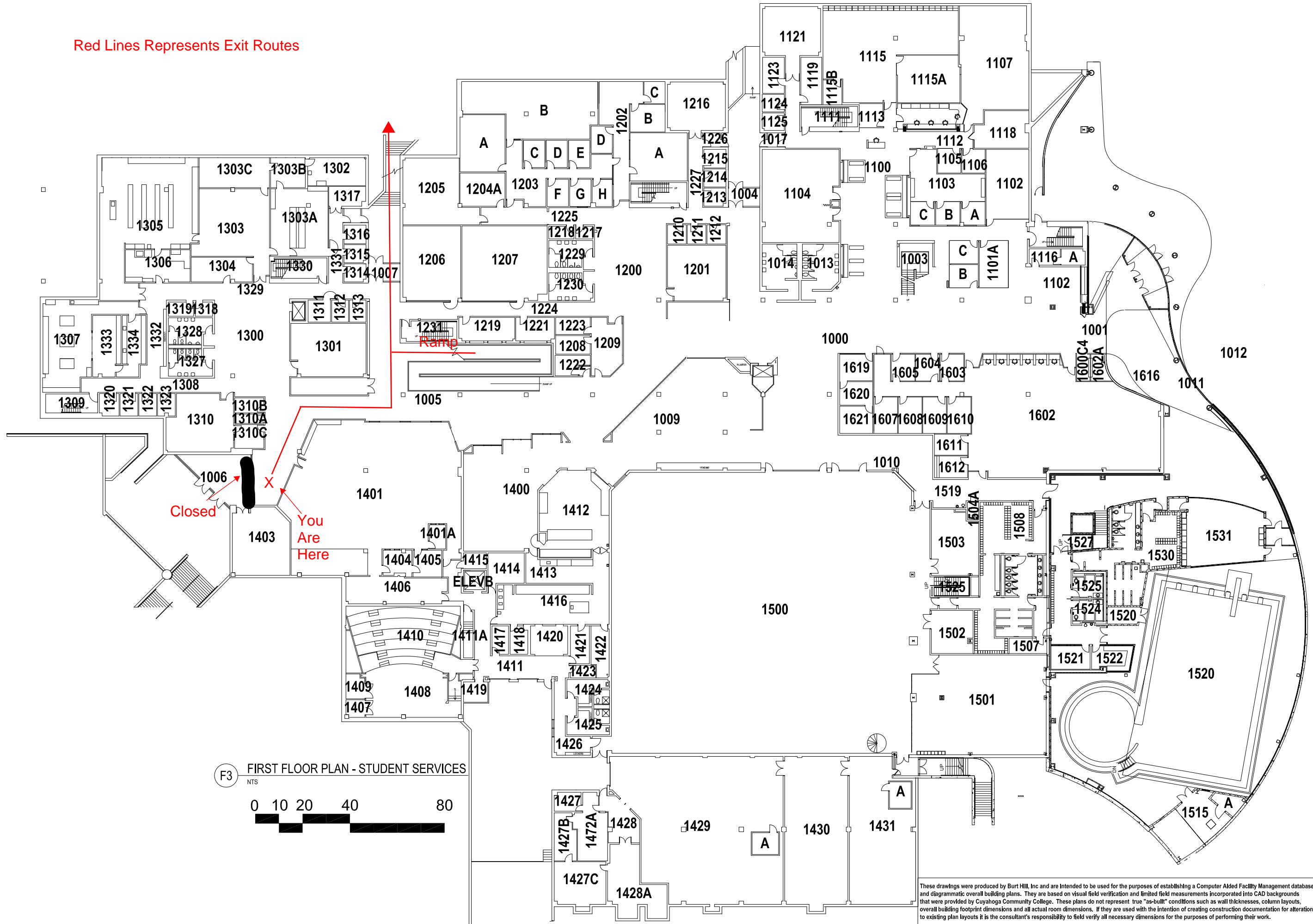


Red Lines Represents Exit Routes



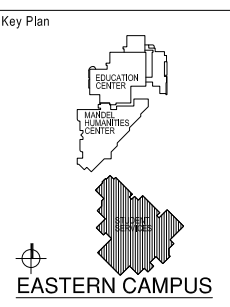
F3 FIRST FLOOR PLAN - STUDENT SERVICES
 NTS
 0 10 20 40 80



DISTRICT ADMINISTRATIVE SERVICES
 700 CARNEGIE AVENUE
 CLEVELAND, OHIO 44115

Location
 EASTERN
 CAMPUS

4250 Richmond Road
 Highland Hills Village
 Ohio, 44122



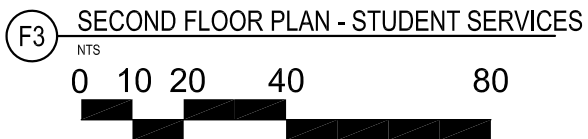
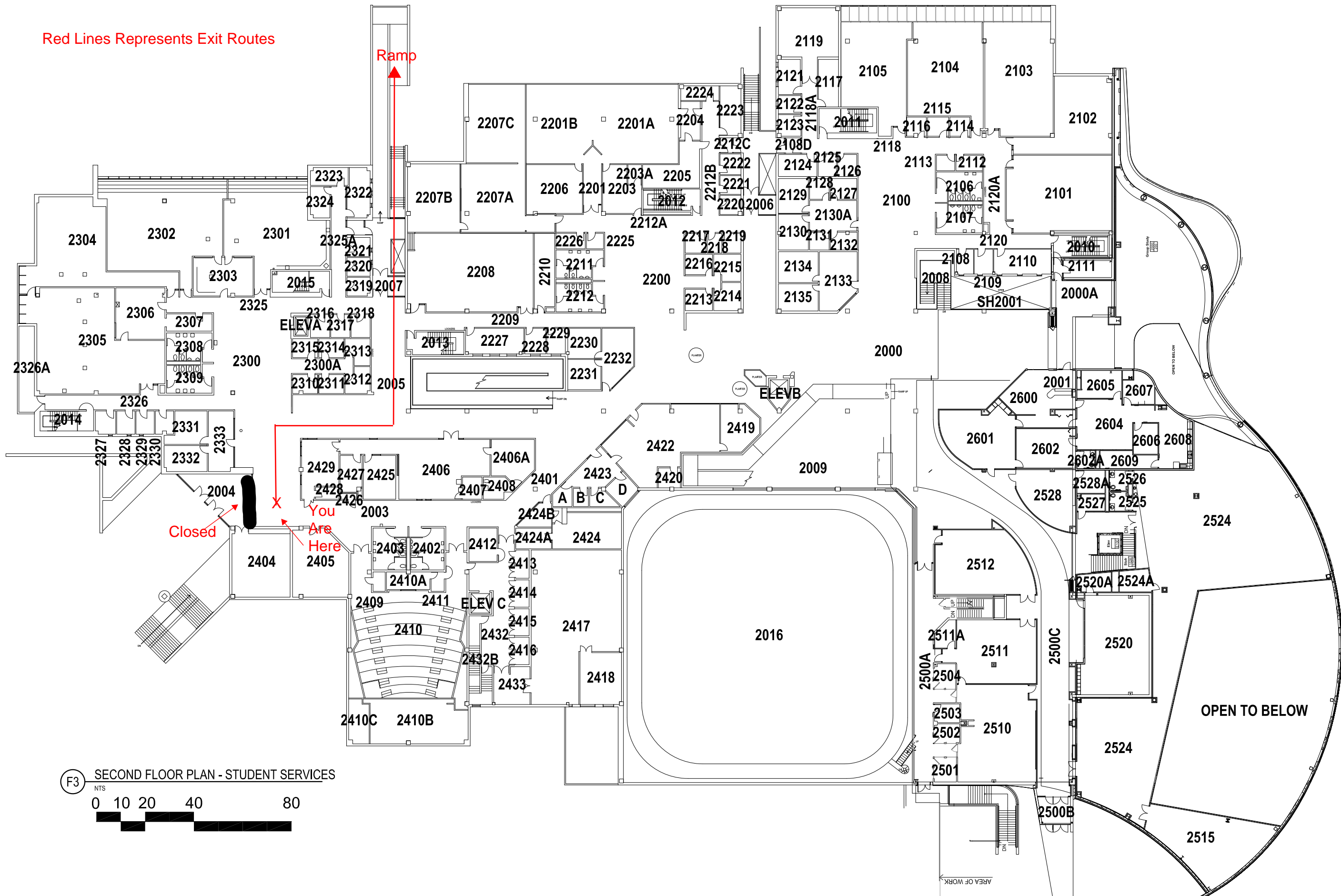
Drawing Name
 First Floor
 Plan
 Student
 Services

Project Number
 Drawing Number

ESS01

These drawings were produced by Burt Hill, Inc and are intended to be used for the purposes of establishing a Computer Aided Facility Management database and diagrammatic overall building plans. They are based on visual field verification and limited field measurements incorporated into CAD backgrounds that were provided by Cuyahoga Community College. These plans do not represent true "as-built" conditions such as wall thicknesses, column layouts, overall building footprint dimensions and all actual room dimensions. If they are used with the intention of creating construction documentation for alterations to existing plan layouts it is the consultant's responsibility to field verify all necessary dimensions for the purposes of performing their work.

Red Lines Represents Exit Routes



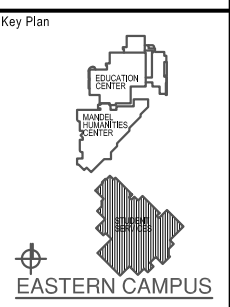
Cuyahoga Community College



DISTRICT ADMINISTRATIVE SERVICES
700 CARNEGIE AVENUE
CLEVELAND, OHIO 44115

Location
EASTERN CAMPUS

4250 Richmond Road
Highland Hills Village
Ohio, 44122

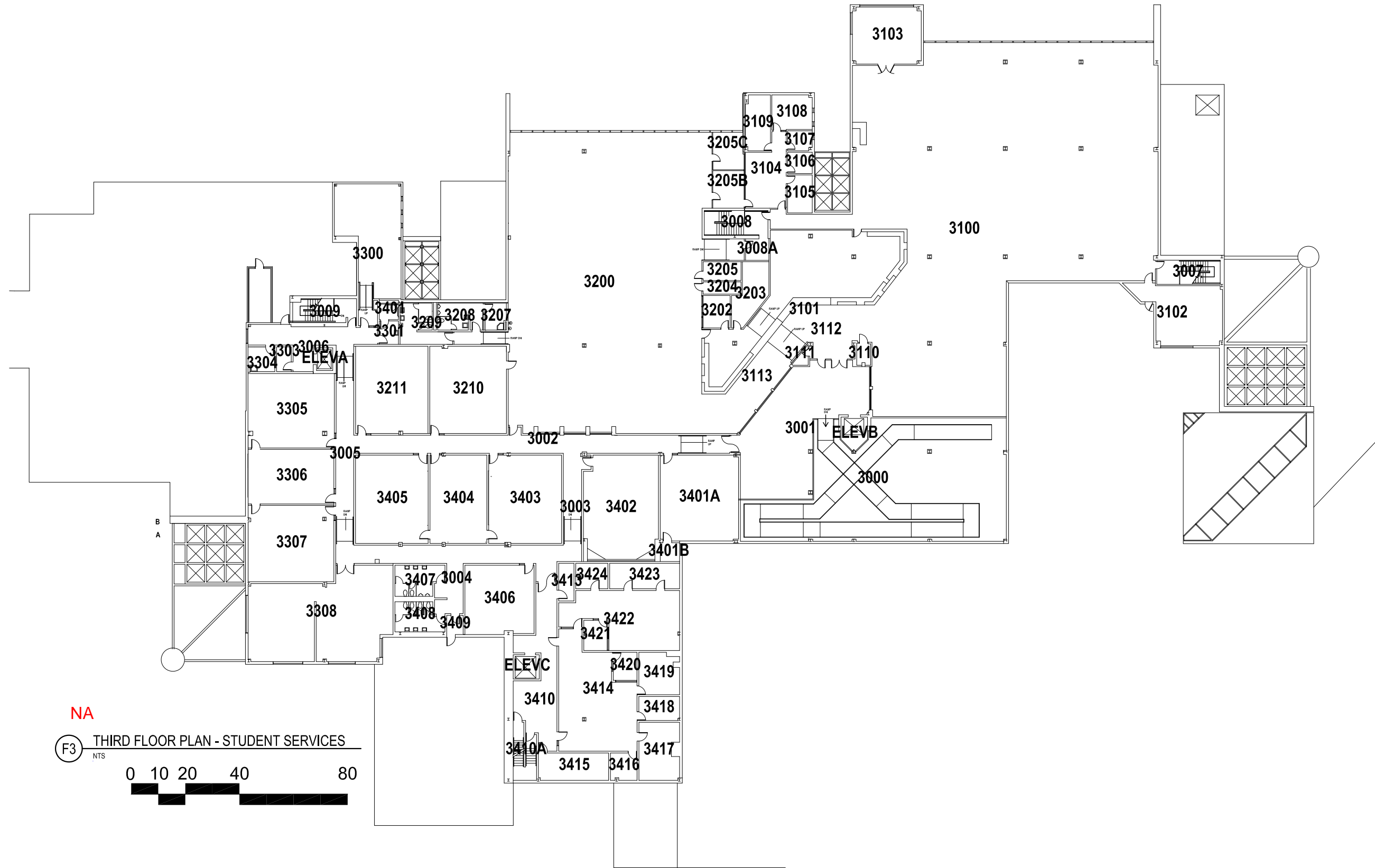
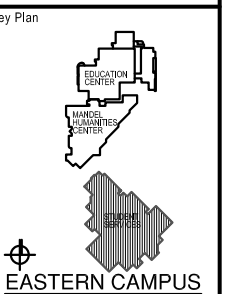


Drawing Name
Second Floor Plan
Student Services

Project Number
Drawing Number

ESS02

These drawings were produced by Burt Hill, Inc and are intended to be used for the purposes of establishing a Computer Aided Facility Management database and diagrammatic overall building plans. They are based on visual field verification and limited field measurements incorporated into CAD backgrounds that were provided by Cuyahoga Community College. These plans do not represent true "as-built" conditions such as wall thicknesses, column layouts, overall building footprint dimensions and all actual room dimensions. If they are used with the intention of creating construction documentation for alterations to existing plan layouts it is the consultant's responsibility to field verify all necessary dimensions for the purposes of performing their work.



NA
F3 THIRD FLOOR PLAN - STUDENT SERVICES
NTS
0 10 20 40 80

These drawings were produced by Burt Hill, Inc and are intended to be used for the purposes of establishing a Computer Aided Facility Management database and diagrammatic overall building plans. They are based on visual field verification and limited field measurements incorporated into CAD backgrounds that were provided by Cuyahoga Community College. These plans do not represent true "as-built" conditions such as wall thicknesses, column layouts, overall building footprint dimensions and all actual room dimensions. If they are used with the intention of creating construction documentation for alterations to existing plan layouts it is the consultant's responsibility to field verify all necessary dimensions for the purposes of performing their work.